




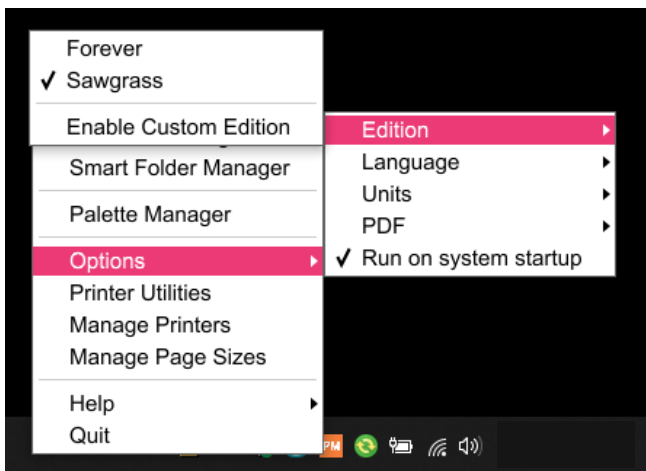
## PRINTING SUBLI-LIGHT (NO-CUT) WITH SAWGRASS PRINTERS

Dear Sawgrass SG400/ SG800 and SG 500/ 1000 User,

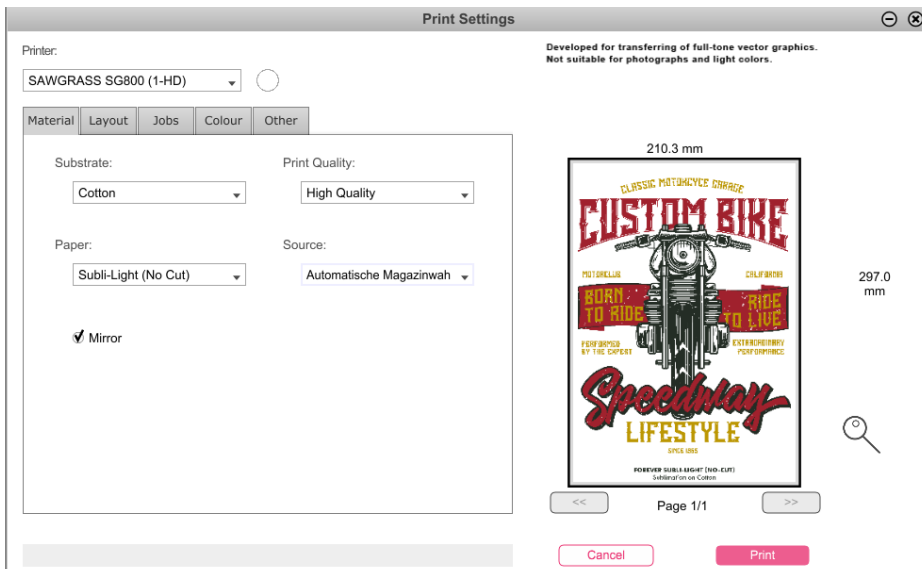
For your printer, there are special settings available for Sawgrass Print Manager.  
If you don't have the Sawgrass Print Manager yet, please get in touch with them under [www.sawgrassink.com](http://www.sawgrassink.com) where you can download it **for free**.

To activate these, please make sure you work on the newest version (ending with .1717 or higher) and right-click on the SPM icon in the taskbar. 

Click on "option" then "edition" & enable the profiles by typing "Forever" in the "activate new edition" field.



Once activated, you will find settings for "Cotton" & "Subli-Light (No-Cut)".



These profiles will lead to a higher transfer rate with our **Subli-Light (No-Cut) & Subli-Light (No-Cut) Glitter** media.

We wish you every succes with our media!  
Happy Printing!

**FOREVER GmbH**